



Tea Tree Gully Gem & Mineral Club Inc. (TTGGMC)
Clubrooms: Old Tea Tree Gully School, Dowding Terrace, Tea Tree Gully, SA 5091.
Postal Address: Po Box 40, St Agnes, SA 5097.
President: Ian Everard. 0417 859 443 Email: ieverard@bigpond.net.au
Secretary: Claudia Gill. 0419 841 473 Email: cjrgill@adam.com.au
Treasurer: Russell Fischer. Email: rfischer@bigpond.net.au
Membership Officer: Augie Gray: 0433 571 887 Email: teatreegullygmc@gmail.com
Newsletter/Web Site: Mel Jones. 0428 395 179 Email: teatreegullygmc@gmail.com
Web Address: <https://teatreegullygemandmineralclub.com>

**September
Edition
2018**

"Rockzette"

Tea Tree Gully Gem & Mineral Club News

President's Report

TTGGMC 2019 Biennial Exhibition update...
 Hi All,
 I have arranged with the Tea Tree Gully Primary School to hire their gymnasium on the **20th and 21st of July 2019** (the last week-end of their July school holiday). This means setting-up and clearing-away afterwards will be much easier for all concerned.
 Cheers, Ian.
See Member's Notice Board – on the last page.

Diary Dates / Notices

Happy Birthday

Members celebrating September birthdays:
 02nd – Sue Beaucaris.
 06th – Mal Knott.
 08th – Thomas Afford.
 09th – Russell Fischer.
 14th – Pat Mabbitt.
 24th – Betty Anderson.
 27th – Rod Bungey.

General Interest

Pages 2 to 4:
 Augie's September 2018 Agate and Mineral Selections...



Pages 5 to 7:
 Ian's Quartz Collection Selections for September 2018...



The Tea Tree Gully Gem & Mineral Club Inc. is not and cannot be held responsible or liable for any personal injuries, loss or damage to property at any club activity, including, but not limited to, meetings, field trips, all crafts and club shows. An indemnity is to be signed by all participants before each and every field trip activity they attend.

General Interest

Page 8:
 52 Breathtaking Caves from Around the World – The last three in more in More Detail...



Pages 9 & 10:
 DIY – Wire wrapping and Hex Nut Jewellery...



Page 11 to 13:
 Members Out and About – Rod and Iris's Great Australian Circuit – 'West Australian Leg'...



Pages 14 & 15:
 'Newcastle and Rail – The Never-Ending Story' – Part 1 of 13+ ...



Pages 16 to 20:
 Pictures You Don't See Very Often, Post Office, Medical Breakthrough, 1950's Version of an Email, Ghost Story, God Will Provide, 21 Today, An Adult Fairy Tale, general humour, and Member's Notice Board.

Club Activities / Fees

Meetings

Club meetings are held on the 1st Thursday of each month except January.
 Committee meetings start at 7 pm.
 General meetings - arrive at 7.30 pm for 8 pm start.

Library

Librarian - Augie Gray

There is a 2-month limit on borrowed items.
 When borrowing from the lending library, fill out the card at the back of the item, then place the card in the box on the shelf.

When returning items, fill in the return date on the card, then place the card at the back of the item.

Tuesday Faceting/Cabbing

Tuesdays - 10 am to 2 pm.
 All are welcome. Supervised by Doug Walker (7120 2221).

Wednesday Silversmithing

Wednesdays - 7 pm to 9 pm.
 All are welcome. Supervised by Augie Gray (8265 4815 / 0433 571 887).

Thursday Cabbing

Thursdays - 10 am to 2 pm.
 All are welcome. Supervised by Augie Gray (8265 4815 / 0433 571 887).

Friday Silversmithing

Fridays - 9 am to 12 noon.
 All are welcome. Supervised by John Hill (8251 1118).

Faceting/Cabbing/Silversmithing Fees:

A standard fee of \$3.00 per session applies – to be paid to the session supervisor.

In the interest of providing a safe working environment, it is necessary to ensure everyone using the workshops follow the rules set out in *Policy No. 1 - 20/11/2006*.

It is necessary that *Health and Safety* regulations are adhered to always.

Everyone using the workshop must ensure:

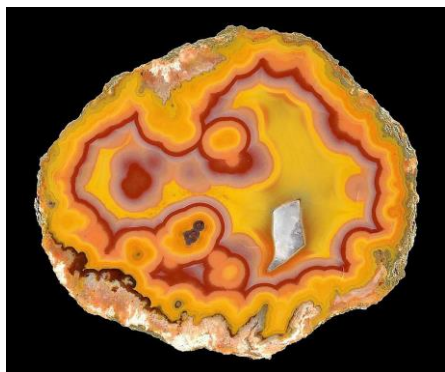
- that all club equipment (e.g. magnifying head pieces, faceting equipment, tools, etc.) used during the session, is cleaned, and returned to the workshop after usage.
- that all work stations are left in a clean and tidy state;
- that all rubbish is removed and placed in the appropriate bin;
- and where applicable, machines are cleaned and oiled or dried.

NOTE: The Tea Tree Gully Gem & Mineral Club Inc. will not be held responsible or liable for any person injured while using the club machinery or equipment.

Club Subscriptions:

\$25.00 Family	\$20.00 Family Pensioner
\$15.00 Single	\$12.50 Single Pensioner
\$10.00 Joining Fee	

Augie's September 2018 Agate Selection – Kentucky & Nova Scotia.



Kentucky 1.



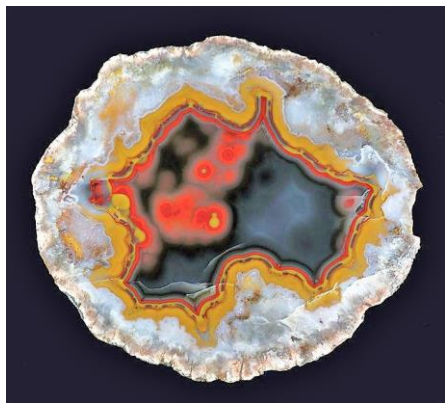
Kentucky 2.



Kentucky 3.



Kentucky 4.



Kentucky 5.



Kentucky 6.



Kentucky 7.



Nova Scotia – Amethyst Cove 1.



Nova Scotia – Amethyst Cove 2.



Nova Scotia - Bay of Fundy Golden Flame Agate 1.



Nova Scotia - Bay of Fundy Golden Flame Agate 2.



Nova Scotia - Bay of Fundy Red Flame Agate 1.



Nova Scotia - Lobster Hole, Cape Split, Red Flame Agate 2.



Nova Scotia - Lobster Hole, Cape Split, Agate.



Nova Scotia - Lobster Hole, Cape Split, Red Flame Agate 1

Augie's September 2018 Mineral Selections.



Fluorite and Quartz - Pasto Bueno District, Ancash Dept, Peru.

Augie's September 2018 Mineral Selections.
Continued...



"Windowpane" Wulfenite - San Francisco Mine, Cerro Prieto, Cucurpe, Sonora, Mexico.



Amazonite on Albite with Smoky Quartz - Icon Pocket, Smoky Hawk claim, Crystal Peak area, Teller Co., Colorado.



Apatite - Panasqueira Mine, Panasqueira, Castelo Branco District, Portugal.



Apophyllite-(KF) & Stilbite - Rahuri, Ahmadnagar, Maharashtra, India.



Azurite on Malchite - Copper Queen Mine, Bisbee, Cochise Co., Arizona.



Dioptase - Altyn-Tyube, Kirghiz Steppes, Karagandy Province, Kazakhstan.



Plancheite with Malachite - M'sesa Mine, Kambove District, Congo.



Fluorite - Riemvasmaak, Kakamas, ZF Mgcawu District, Northern Cape Province, South Africa.



Garnet var. Hessonite - Jeffrey Mine, Asbestos, Richmond Co., Quebec, Canada.



Phenakite - Jos Plateau, Plateau State, Nigeria.



Pyritized Ammonite Fossils (Jurassic) - Buttenheim, Germany.

Augie's September 2018 Mineral Selections.
Continued...



Rhodochrosite, Quartz and Tetrahedrite - Hedgehog Pocket, Main Stope Drift, Sweet Home Mine, Alma, Park County, Colorado.



Tourmaline - Bevoandrano pegmatite, Ikalamavony District, Fianarantsoa Province, Madagascar.

Mel's September 2018 Facebook Sourced Mineral Selections



Fluorite on Quartz and Baryte matrix. Location: Berbes, Spain. Source: Geology Wonders. Photo Credit: Anton Watzl Minerals.



Cobaltoan Calcite. Location: Morocco. Source: Geology Wonders. Photo Credit: Not listed.



Septarian Geode - Utah.



Diopside on Calcite. Location: Not indicated. Source: Geology Wonders. Photo Credit: Anton Watzl Minerals.



Calcite, Quartz, and Chalcopyrite. Location: Boldut Mine, Maramures, Romania. Source: Geology Wonders. Photo Credit: Anton Watzl Minerals.



Spodumene - Konar Province, Nuristan, Afghanistan.



Hematite and Calcite. Location: Leiping Mine, Chenzhou Prefecture, Hunan Province, China. Source: Geology Wonders. Credit: Exceptional Minerals.



Fluorite and Pyrite. Location: Portugal. Source: Geology Wonders. Photo Credit: plantsrocksthings.



Garnet var. Grossular (Chromium) with Heazlewoodite inclusions, and Diopside. Location: Jeffrey Mine, asbestos, les sources rcm, estrie, Quebec, Canada. Source: Geology Wonders. Photo Credit: Quebul Fine Minerals.

Contributed by Ian Everard...

Ian's Quartz Collection Selections for September 2018 – Australian Quartz Specimens...



0005 Quartz var. Smoky, Silent Grove, Torrington, N.S.W.



0026 Candle Quartz, Torrington, N.S.W.



1954 Quartz, Mt Elliott Mine, Selwyn, QLD.



0087 Quartz var Smoky, Elsmore, N.S.W.



0130 Quartz var. Smoky, Torrington, N.S.W.



0323 Quartz, Ashton Quarry, Ashton, S.A.



Quartz, Ashton Quarry, Ashton, S.A.

Ian's Quartz Collection Selections for September 2018 – Australian Quartz Specimens...Continued...



0325 Quartz, Ashton Quarry, Ashton, S.A.



0705 Quartz, Ashton Quarry, Ashton, S.A.



0352 Quartz, Ashton Quarry, Ashton, S.A.



0935 Quartz var Amethyst, Mt Elliott Mine, Selwyn, Q.L.D.



0395 Quartz, Ashton Quarry, Ashton, S.A.



1002 Quartz, Bridge Road Quarry, Para Hills, SA.

Ian's Quartz Collection Selections for September 2018 – Australian Quartz Specimens...Continued...



0973 Quartz var. Citrine, Torrington, N.S.W.



0992 Barite on Quartz, Bridge Road Quarry, Para Hills, S.A.



0994 Quartz, Bridge Road Quarry, Para Hills, S.A.



1224 Quartz, Mt Elliott Mine, Selwyn, Q.L.D.



1018 Quartz, Bridge Road Quarry, Para Hills, S.A.



1230 Quartz, Mt Elliott Mine, Selwyn, Q.L.D.



0038 Quartz, Bridge Road Quarry, Para Hills, S.A.

52 Breathtaking Caves from Around the World - Three More in More Detail

50. Mermaid’s Cave, Ireland.

Click/tap on link to view the videos:

- <https://www.youtube.com/watch?v=bHp4NGH-VqY>
- <https://www.youtube.com/watch?v=qdTqJPL-i5Y>
- <https://www.youtube.com/watch?v=cLGaftLQPk>



Mermaid’s Cave beneath Dunluce Castle, Northern Ireland.



The Mermaid’s Cave by scaddycooper.

Extract from blog...

<https://thankfullyexhausted.wordpress.com/tag/mermaid-cave/>

Dunluce Castle and Mermaid’s Cave.

‘It is a beautiful castle but beyond that, the views off the side of the cliff that the castle is perched on are stunning. The Mermaid’s Cave is below the castle and if you are willing to walk down and back up approximately 120 stairs, you’ll find yourself in for a treat!’





51. Miners Castle Cave, Michigan, USA

Click/tap on link to view the videos:

- <https://www.youtube.com/watch?v=a5Fo2jssHTO>
- <https://www.youtube.com/watch?v=4Fv3-NoGehQ>

Pictured Rocks National Lakeshore is a U.S. National Lakeshore on the shore of Lake Superior in the Upper Peninsula of Michigan, United States. It extends for 42 miles along the shore and covers 73,236 acres. The park has extensive views of the hilly shoreline between Munising and Grand Marais in Alger County, Michigan, with picturesque rock formations, waterfalls, and sand dunes.

Pictured Rocks derives its name from the 15 miles of colourful sandstone cliffs northeast of Munising. The cliffs reach up to 200 feet above lake level. They have been naturally sculptured into a variety of shallow caves, arches, and formations resembling castle turrets and human profiles.



52. Blue Cave, Croatia.

Click/tap on link to view the videos:

- <https://www.youtube.com/watch?v=YWwkEeLC22g>
- <https://www.youtube.com/watch?v=gsF5bRWQp80>
- https://www.youtube.com/watch?v=MKes_tX6Kk8
- <https://www.youtube.com/watch?v=2o6vutUme90>

The *Blue Grotto* or *Blue Cave* is a water-logged sea cave located in a small bay called Balun, on the east side of the island of Biševo and about 4.5 nautical miles Komiza, in the Croatian Adriatic. It is situated in the central Dalmatian archipelago, 5 km south-west of the island of Vis. The grotto is one of the best-known natural beauty spots on the Adriatic and a popular show cave because of the glowing blue light that appears at certain times of day.



The original link to the 52 caves collection...

<http://www.placesyoullsee.com/52-breathtaking-caves-from-around-the-world/>

This is the last cave of the 52 caves series

Contributed by Janet and Mel...

DIY - Learn Wire Wrapping Techniques

Watch these videos via Howcast.com
(click/tap on hyperlink to view video)



[Basic Wire Wrapping Techniques.](#)




[How to Start Wire Wrapping & Add Beads.](#)



[How to Make a Head Pin & Add Beads Vertically.](#)



[How to Add Dangles to a Wire-Wrapped Bracelet.](#)



[How to Make a Multi-Coloured Wire-Wrapped Bracelet with Lobster Clasp.](#)



[How to Make an S-Hook Jewelry Finding.](#)



[How to Make Single Pearl Earrings Using Head Pins.](#)



[How to Pick Beads & String for Beaded Jewelry.](#)



[How to Make Jade Drop Earrings.](#)



[How to Make Beaded Dangle Earrings.](#)



[How to Make Pearl & Emerald Cluster Earrings.](#)

Another Tutor's Set of Wire Wrapping Tutorials via YouTube.



[Fantasia Elegance](#)

Wire Wrapped Cabochon Setting and Bail Tutorial Part 1:

<https://www.youtube.com/watch?v=6grtb...>



Learn this simple and elegant style of wire wrapped setting for cabochons or flat beads, and how to add a swirled bail on top! Wire used: 18 gauge, round dead soft sterling from RioGrande.com 24ga, round, dead soft sterling from RioGrande.com Tools I used (all purchased from Amazon): Xuron chain nose pliers ("tweezer nose") Xuron Maxi shear flush cutters, and Wubbers round nose pliers. Don't forget to subscribe for more jewellery tutorials! Also please check out my shop at <https://www.etsy.com/shop/FantasiaEle...> and like my Facebook page to show support: <https://www.facebook.com/Fantasia-Ele...> Thanks for watching, and happy crafting!



[Fantasia Elegance](#)

Wire Wrapped Cabochon Setting and Bail Tutorial Part 2: <https://www.youtube.com/watch?v=38P12...>



[Fantasia Elegance](#)

How to make a Wire Wrapped Toggle Clasp – Easy Beginner Jewellery Tutorial: <https://www.youtube.com/watch?v=3OmpZ2ZjTh0>



This beginner-friendly wire-wrapping tutorial will show you how to make your own simple, yet classic toggle clasp. Wire used: 20ga, round, dead soft silver filled from RioGrande.com Tools I used (all purchased from Amazon): Xuron chain nose pliers ("tweezer nose") Xuron Maxi shear flush cutters, Wubbers round nose pliers, Steel bench block, and jeweller's hammer.

Contributed by Janet and Mel...

DIY

Accessed on PINTREST - From HonestlyWTF:
<https://honestlywtf.com/diy/diy-braided-hex-nut-bracelet/>

DIY Braided Hex Nut Bracelet

We're nuts for nuts. Is there a more versatile and inexpensive **DIY** component than a hex nut from the hardware store? You can imagine our excitement when we first discovered Philip Crangi's **Giles & BrotherHex Collection**. Honestly, nuts *braided* into jewellery is WTF genius! With a few items that we always seem to have lying around, we tackled the technique and made our own spine-like braided hex nut wrap bracelet.





You'll need:

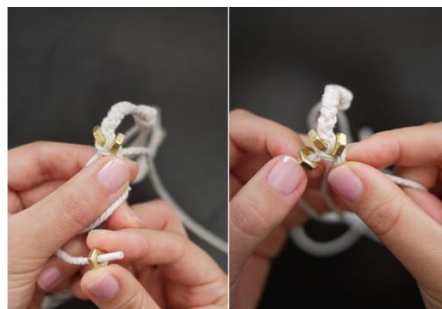

- 3 strands of cotton butcher's twine cut into one yard pieces
- 18 small brass hex nuts
- a bit of dexterity!




Gather the 3 strands of twine and tie a knot at the top, leaving about 2 inches of slack. Start braiding. At about an inch of the way down, you'll begin braiding in the nuts. Before you braid the far-left strand over the middle strand, thread on a nut, push it against the base of the braid, and crossover. Depending on the thickness of the twine, you can wrap tape around the bottom tips to prevent the twine from fraying.



Keep your thumb at the base of the braid, holding the nut in its place. Before you braid the far-right strand over the middle, thread on another nut, push it against the base of the braid and crossover. Again, hold your thumb tightly against the base of the braid, keeping the nuts in place. Thread another nut onto the far-left piece and crossover.



Repeat the steps, by threading the rest of the nuts to the outer pieces of twine before they are crossed over. Thread, cross, thread, cross. Finish the bracelet with another inch of braided twine and a knot.



The bracelet should wrap around your wrist at least two or three times. Trim it to your liking.



Good luck!!!



(top image from <http://oaknyc.com/navy-braided-hex-necklace.html>, rest of images by HonestlyWTF)

Two other examples of hex nut jewellery...



Contributed by Rodrick Bungey via Facebook...
Rod and Iris’s Great Australian Circuit
‘The Western Australia Leg’

Wednesday 18th July 2018



A large Boab with a small Iris.

Saturday 21st July 2018

Wow! An eye opener...Halls Creek, never again! We left at 5.30 am this morning and drove to Derby, a lovely place.



Monday 23rd July 2018

Iris and I arrived in Broome about 10 am. Iris has some great photos of a very thick fog that lasted for miles, but anyway we got here.



As you guys know, we are in Broome, we have been looking at the sights, etcetera. Like, driving on different beaches we were told about by the lady who runs the Seventh Day Adventist Church Caravan Overflow Park. When giving us a town map and details, she said that you can drive on these beaches, which she marked, but she didn't tell us about, 'White Pointer Beach'. There I was, driving along looking at the sites. And, WHAT THE....? The people there were in the 'nick'! Yes! Naked! She had sent us down to a nudists' beach. HA! HA! HA!

Saturday 28th July 2018

Iris and I are at Wickham WA in the Pilbara area. Nothing has changed as far as flies go, they are very friendly. Dry desert area. Wickham is about 5 years old and is a company town. Many thanks to Shawny, Ngoc and the kids for having us.



Sunday 29th July 2018

We went for a short drive to Millstream today, 170 km each way.



Tuesday 31st July 2018

Aboriginal rock art at Dampier.



We went fishing today. I saw a whale, a shooting star that exploded and ended up looking like a star burst, and a fantastic sunrise with ore ships in the background. We bagged-out in 40 minutes. I caught Spanish Flag, Blue Line Emperor, Coral Trout, Sampson Fish, and a shark.



‘Rod and Iris’s Great Australian Circuit - The Western Australia Leg’ – Continued...


Tuesday 31st July 2018 (Continued)



Sunrise with ore ships in the background.

Wednesday 1st August 2018

Bugger! It looks like the God of Wind is against me until Sunday. We are leaving Wickham tomorrow, and it looks like I will be pissing a few drivers off because of a 40k+ head-wind.



Rod...Matso's Brewery, Broome, WA.

Thursday 2nd August 2018

OMG! Just over 330 kilometres and almost one tank of fuel. I checked the wind speed. Gusting up to 65kph. Head-on most of the way. Early start tomorrow before the wind gets up. It was hard work towing the caravan.

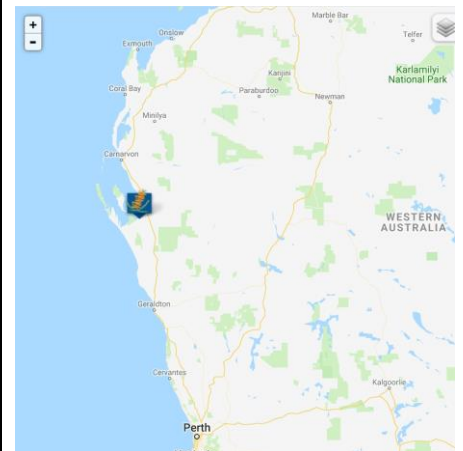
Saturday 4th August 2018

We went to the blow holes north of Carnarvon, and just down the track is what the locals call the ‘Aquarium’. Now, I have seen a lot of beaches in my life, and without a doubt, this would be the best beach I have seen; white sand sheltered by a coral reef and a great lagoon with coral. Also, there is a memorial for ‘HMAS Sydney (II)’ which was sunk by a German Raider during WW2.



Sunday 5th August 2018

Today, we are at Hamelin Pool, the home to a very rare living sea fossil, called Stromatolites. They date back from billions of years ago. The caravan park here is an old disused telegraph station.



Extremophiles

Extremophiles live in extreme environments.

In this area the sun's ultraviolet radiation is extreme, Hamelin Pool is almost twice as salty as the sea, and it gets really hot. Also, the area between high and low tides alternates between being exposed to the air and under-water.

Few predators and competitors live here to limit the numbers of extremophiles. In fact, most plants and animals cannot tolerate such extremes - so extremophiles like microbial mats communities have the place mostly to themselves.

The salinity of Hamelin Pool is 2.5x that of the sea. The temperature is 40°C. The water is 100% saturated with oxygen.

Continued next page...

‘Rod and Iris’s Great Australian Circuit - The Western Australia Leg’ – Continued...


Sunday 5th August 2018 (Continued)

From mat to stromatolite

The ground here is alive and growing.

It is covered with microbial mats, communities of microscopic life forms. In certain conditions the communities trap particles and create stone. When this happens, microbial mats become microbialites.

Sometimes microbialites form taller layered structures called stromatolites.



Earth history

Microbial mats are the Earth’s earliest ecosystems.

They have been around for over three billion years, more than 75% of the Earth’s geologic history. Over the last two billion years cyanobacteria in microbial mats influenced evolution by breathing oxygen into the atmosphere.

During times of crisis, including the mass extinction ending the age of dinosaurs, microbial mats were among the last to be affected and the first to move into niches left empty by other species.



Tuesday 7th August 2018

Monkey Mia, what a total disappointment; \$78 per day for a van site, plus concession card holders \$9 each per day, children \$8, adults \$12.50, so the van is for 2 people, so it would have cost \$96. And!!! you can’t touch the dolphins like we used to. Oh yes! The fun-police are full-on there.



Eagles Bluff lookout near Monkey Mia.



Eagles Bluff lookout near Monkey Mia.

Thursday 9th August 2018


We made it to Perth okay. Very strong winds, but beautiful countryside on the way. Iris and I went to a place called ‘Bathers’ for dinner; very nice. Heading to Fremantle Market tomorrow for a bit of site-seeing.

Saturday 11th August 2018

Crown casino Perth.



Crown Metropol, Perth.



Crown Metropol, Perth.

Tuesday 14th August 2018

Staying in Busselton. Went on a tour around the area which included the Margaret River area as well. What a fantastic part of the world.



Continued last column...

Sunday 19th August 2018

We are at Eucla tonight and will be heading to Smoky Bay for 2 days, then home Friday. We will have done just over 16000 kilometres.

Wednesday 22nd August 2018

Yahbloodyhoo! We are home! Apart from a couple of things, the whole trip was fantastic!

Mineral Boxes and Flats Price List			
<small>(Prices may be subject to increase, due to the price of cardboard)</small>			
AA	3.5 x 3.3cmper 100	\$12.00
		Per 10	\$1.50
A	4cm x 4cmper100	\$13.00
		Per 10	\$1.50
B	5cm x 5.2cmper 100	\$15.00
		Per 10	\$2.00
C	6.2cm x 7.5cmper 100	\$18.00
		Per 10	\$2.50
D	7cm x 7cmper 100	\$19.00
		Per 10	\$2.50
E	7cm x 9.5cmper 100	\$20.00
		Per 10	\$2.50
F	8.5cm x 9.5cmper 100	\$22.00
		Per 10	\$3.00
G	9.5cm x 9.5cmper 100	\$23.00
		Per 10	\$3.50
H	13cm x 9.5cmper 100	\$25.00
		Per 10	\$4.00
I	13cm x 12.5cmper 100	\$30.00
		Per 10	\$4.50
Flat	395 x 265 x 50mm(lid & base)	\$2.50
Flat	398 x 290 x 98mm(lid & base)	\$4.00
<small>(All boxes and flats fold together, no staples required)</small>			
Greg Vort-Ronald 0413796279			
Email luv2paint@iprimus.com.au			

Contributed by Augie Gray...

If a knight in Prague dons his armor, does that mean the Czech is in the mail?



To download volume 87 of the MESA Journal...Ctrl-Click/tap on the banner below...



Contributed by Mel Jones...

'Newcastle and Rail – The Never-ending Story'

Part 1 of 13+ - Garry Reynolds



A busy Newcastle Railway Station in 2012. Source: Wikipedia.

The last train snuck out of Newcastle Station heading for Gosford at 11:27pm on Christmas Evening, 2014, but there were no celebrations.



Protesters against the lifting of the rails gather outside Civic Station. Source: Newcastle Herald.

It was the end of rail services in the heart of the second-largest city in New South Wales after a century and a half of service and years of protest and court action against the planned removal of several kilometres of heavy rail line between the suburban station of Wickham, Civic and Newcastle Station.



Filling in vacated track space at Newcastle Station in 2017. Source: Bob Rouse.

Later, Greg Ray wrote in the Newcastle Herald: "Today, the grand Newcastle Station stands isolated with rails ripped up, grass growing where tracks once wound, and plans to turn the ornate building into a fresh food market with a light rail running down the main city avenue – Hunter Street." How had it all come to this?



A lifted and levelled track surface at Newcastle Station in December 2017 with only symbolic buffers and a paved track outline remaining. Source: Rob Rouse.

In coming weeks (in coming TTGGMC Newsletter editions, Ed.) we'll follow the development of Newcastle right from Aboriginal habitation. Then the hesitant establishment of what was called 'Coal River' as the site for Colony's most recalcitrant convicts. Their punishment was linked to the discovery of coal and the establishment of the first railway in Australia to service the Australian Agricultural Company's mine at Newcastle.



The Bogey Hole, hand cut by convicts for the personal pleasure of the penal settlement's Commandant Morristet. Source: Active in Parks.

As pioneer settlers arrived, and what would become the biggest coal export port in the world gained a stuttering start, the development of the railway was intimately linked to the growth of the coal and steel industry and the City of Newcastle. We'll find how many modern railway port facilities are built on rocks brought from around the world as ballast in sailing ships. We'll discover how Japanese spies reconnoitred the port of Newcastle for decades and how a Japanese submarine shelled the railway precinct in World War 2.



Primary beach defences in place backed by dune tank traps arising from a fear of Japanese attack on key Newcastle targets in WW2. Source: Flickr.

The railway was there in the heart of Newcastle when a large earthquake hit with the loss of 13 lives and injury to 160 people creating \$4Bn worth of damage in the process to buildings and infrastructure in 1989.



The George Hotel, Newcastle. Source: University of Melbourne.

The railway was there when the 76,000 tonnes Pasha Bulker ran aground and was stranded at nearby Nobbys Beach in 2007.



The 'Pasha Bulker' beached near Nobbys Head became an instant tourist attraction. I queued in a line of cars kilometres long for two hours to see it after discovering a rare parking spot near the Newcastle Station on a Sunday afternoon in 2007. Thousands of people were milling around among souvenir stalls, tee-shirt makers and food vendors. Source: Newcastle Herald.

The railway was there when several State parliamentarians and the Mayor of Newcastle were found to be associated with bribery and corruption associated with development schemes to replace the railway terminating at Newcastle Station.



Digitally developed image of the new light rail service for 2019 in the heart of Newcastle. Source: ABC News.

Now the Station will enter a new era with a short Light Rail line nearby, more offices, apartments, parkland and a university campus as Newcastle continues to reinvent itself as a services city and tourism hub. This trend in development was initially spurred out of necessity by the shut-down of steelmaking at BHP in 1999 decades after its proud opening amid World War 1.

Continued next page...

'Newcastle and Rail – The Never-ending Story'
Part 1 of 13+ – *Continued...*



Cruise ship 'Celebrity Solstice' enters historic Newcastle Harbour. Source: Cruise Industry News.

I hope you enjoy the twist and turns of the never-ending story of Newcastle and rail in coming weeks (coming editions, Ed.). I certainly have as a child, a university student, a historical researcher, a tourist and then a facilitator employed by the Federal Government to assist regional communities and businesses achieve a more sustainable future economically, environmentally and socially. As we go along, I hope to bring some small personal insights into the story of the railway in Newcastle. Of course, like all the railway stories, I enjoy getting your ideas and experiences which I incorporate into revised versions of the initial distribution.



Ribbons of steel snake from Newcastle Station into a distant marshalling yard beyond the ornate Customs House as a morning Newcastle Flyer departs on a timetable unrivalled today. Source: Ted Payne.

The series on the Great War was particularly improved with this input. On respected advice, I will be offering that work to the Australian War Memorial. And as a by-product of those weekly stories, I'll be interviewed as part of a program being made on the Great War by an Australian television team for global distribution. Yes, it seems a never-ending story, as the new series on Newcastle Railway will undoubtedly become!



A gracious Newcastle Railway Station in 1884 – with lots of posing gents leaning on posts trying to look casual! Source: Wikimedia.

End of Part 1 of 13+.

This interesting and well-illustrated, 13+ part, series will be continued over the next 12+ editions of the TTGGMC Newsletter.

Thanks to the author, Garry Reynolds, for his generosity and goodwill to allow this to happen.

More about Garry Reynolds



Ex-NSWGR Garratt Steam Locomotive 6029 leaving Junee and heading for Wagga Wagga for a day of special shuttle-runs.

Garry Reynolds features in the July 2015 TTGGMC newsletter, pages 5, 6 and 7, in an article that I contributed, about the **'6029 Southern Winter Steam Safari'**, a steam train trip taken by Janet and myself from, 5th - 8th June 2015. We first met Garry at this event; in his role as Safari Concierge. His Safari itinerary is on page 5, and his photo appears on page 6, column 1, 4th picture down.



All Saints' Anglican Church, Ainslie, Canberra, ACT – formerly the Receiving House No1 Rookwood Necropolis in Sydney, NSW.

Nearly two years later, (March 4th, 2017) we had a chance encounter with Garry when we were engaged at the same time in unrelated activities at the same church yard in Canberra. During our chat, he asked whether we were familiar with the church's background...we were not. It was much to our surprise that the church had a railway history, and more so, that Garry had researched the church's past, had written an article, **'Railway to Heaven'**, covering its history, and had enhanced it with relevant pictures. Garry gave us a copy for the TTGGMC newsletter...it appeared in the April 2017 edition, pages 12 – 14.

Because of my interest in trains and train history, and my desire to include Garry's train related research articles in the TTGGMC newsletter (a newsletter with a magazine style), Garry has placed me on his distribution list.



Bourke Railway Station in 1890 flood. Source: Flickr.

Later, in 2017, I was able to include another of Garry's articles, **'The Railway to Bourke – The Long Way Around'**, Part 1 in the August 2017 Newsletter, pages 8 – 11, and Part 2 in the September 2017 Newsletter pages 13 - 15.

Since then, Garry has researched and written several more significant train history related articles...



Newcastle East End marshalling yard in the early 1900s. Source: Newcastle Herald.

1. **'Newcastle and Rail – The Never-ending Story'** (13+ parts. Part 1 in this newsletter).



Early Garratt poster by Herbert Garratt who liked painting. Source: Bing Images.

2. **'Herbert Garratt – Father of the Beyer-Garratt'** (six-part article which will commence when article 1 is finished).




The end of the line – a colourised original photo of the challenges faced by all sides operating railways on the Western Front in the Great War. British and French troops try to dig a Belgian Type 30 locomotive out of the mud. Source: Bing Images.

3. **'All Shunting on the Western Front – Trains to the Great War'** (twelve-part article which will commence when articles 1 and 2 above are finished).

Contributed by Doug Walker...

Pictures You Don't See Very Often



A FedEx Boeing 757, without any cargo.



These things are octopus's eggs.



Inside one of Google's data centre Mechanical Systems.




A zoomed in view of the human tongue.



These are the teeth of George Washington.



A ginormous statue of Genghis Khan in Mongolia.



A comparison showing fat vs muscle.



This is Daytona Beach in 1957.



Cancer cells under microscope.



An aerial view of a tire dump.

Contributed by Mike Mabbitt...

Post Office

There was a man who worked for the Post Office whose job was to process all the mail that had illegible addresses. One day, a letter came addressed in a shaky handwriting to God. He thought he should open it to see what it was about. The letter read...

Dear God,

I am an 83-year-old widow, living on a very small pension. Yesterday someone stole my purse. It had \$100 in it, which was all the money I had until my next pension payment.

Next Sunday is Christmas, and I had invited two of my friends over for dinner. Without that money, I have nothing to buy food with, have no family to turn to, and you are my only hope. Can you please help me?

Sincerely, Edna.

The postal worker was touched. He showed the letter to all the other workers. Each one dug into his or her wallet and came up with a few dollars. By the time he made the rounds, he had collected \$96, which they put into an envelope and sent to the woman. The rest of the day, all the workers felt a warm glow thinking of Edna and the dinner she would be able to share with her friends. Christmas came and went. A few days later, another letter came from the same old lady to God. All the workers gathered around while the letter was opened. It read...

Dear God,

How can I ever thank you enough for what you did for me? Because of your gift of love, I was able to fix a glorious dinner for my friends. We had a very nice day and I told my friends of your wonderful gift. By the way, there was \$4 missing. I think it might have been those bastards at the post office.

Sincerely, Edna.

Contributed by Doug Walker...

Medical Breakthrough

A couple went to the hospital to have their baby delivered. Upon their arrival the doctor said that the hospital was testing an amazing new high-tech machine that would transfer a portion of the mother's labor pain to the baby's father. He asked if they were interested. Both said they were very much in favour of it.

The doctor set the pain transfer to 10% for starters, explaining that even 10% was probably more pain than the father had ever experienced before. But as the labor progressed, the husband felt fine and asked the doctor to go ahead and kick it up a notch.

The doctor then adjusted the machine to 20% pain transfer. The husband was still feeling fine. The doctor then checked the husband's blood pressure and was amazed at how well he was doing.

At this point they decided to try for 50%. The husband continued to feel quite well.


Since the pain transfer was obviously helping the wife considerably the husband encouraged the doctor to transfer ALL the pain to him.

The wife subsequently delivered a healthy baby with virtually no pain and the husband continued to experience no pain. She and her husband were ecstatic.

When they got home they found the mailman dead on the porch.

Contributed by Doug Walker...

And I thought it was a great idea to buy 5000 'bone shape' paper clips for our veterinary clinic...
worst idea ever.





'Ooahhh! A Bonaparte' moment.'

Contributed by Doug Walker...

An Adult Fairy Tale

Once upon a time there lived a King who had the most beautiful daughter. But, there was a problem. Everything the princess touched would melt. No matter what: Metal, Wood, and Stone Anything she touched would melt. Because of this, men were afraid of her. Nobody would dare marry her.

The King despaired. What could he do to help his daughter? He consulted his wizards and magicians. One wizard told the King, 'If your daughter touches one thing that does not melt in her hands, she will be cured.'

The King was overjoyed and came up with a plan. The next day, he held a competition. Any man that could bring his daughter an object that would not melt would marry her and inherit the King's wealth.

THE THREE YOUNG PRINCES TOOK UP THE CHALLENGE.

The first brought a sword of the finest steel. But alas, when the Princess touched it, it melted. The prince went away sadly.

The second prince brought diamonds. He thought diamonds are the hardest substance in the world and would not melt. But alas, once the Princess touched them, they melted. He too was sent away disappointed.

The third prince approached. He told the Princess, 'Put your hand in my pocket and feel what is in there.' The Princess did as she was told, though she turned red. She felt something very hard. She held it in her hand. And, it did not melt!!!

The King was over joyed. Everybody in the kingdom was over joyed. And the Prince married the Princess and they both lived happily ever after.

Question: What was in the Prince's pants?
Give in...find the answer on page 19, bottom (R) corner.

Contributed by Doug Hughes...

GHOST STORY

This story happened a while ago in Dublin, and even though it sounds like an Alfred Hitchcock tale, it's true.

~~~~~

John Bradford, a Dublin University student, was on the side of the road hitch-hiking on a very dark night and during a big storm.

The night was rolling on and no car went by. The storm was so strong he could hardly see a few feet ahead of him. Suddenly, he saw a car slowly coming towards him and stopped. John, desperate for shelter and without thinking about it, got into the car and closed the door, only to realise there was nobody behind the wheel and the engine wasn't running. The car started moving slowly. John looked at the road ahead and saw a curve approaching. Scared, he started to pray, begging for his life. Then, just before the car hit the curve, a hand appeared out of nowhere through the window, and turned the wheel. John, paralysed with terror, watched as the hand came through the window, but never touched or harmed him. Shortly thereafter, John saw the lights of a pub appear down the road, so, gathering strength, he jumped out of the car and ran to it. Wet and out of breath, he rushed inside and started telling everybody about the horrible experience he had just had.

A silence enveloped the pub when everybody realised he was crying and wasn't drunk. Suddenly, the door opened, and two other people walked in from the dark and stormy night. They, like John, were also soaked and out of breath. Looking around, and seeing John Bradford sobbing at the bar, one said to the other, 'Look Paddy, there's that fooking idiot that got in the car while we were pushing it!'

\*\*\*

Contributed by Doug Hughes...

### God will provide...

A young woman brought her fiancé home to meet her parents. After dinner, her mother told the girl's father to find out about the young man.

The father invited the fiancé into his study for a talk. "So, what are your plans?" the father asked the young man.

"I am a biblical scholar," he replied.

"A biblical scholar, hmmm?" the father said. "Admirable, but what will you do to provide a nice house for my daughter to live in?"

"I will study," the young man replied, "and God will provide for us."

"And how will you buy her a beautiful engagement ring, such as she deserves?" asked the father.

"I will concentrate on my studies," the young man replied, "God will provide for us."

"And children?" asked the father. "How will you support children?"

Continued next column...

"Don't worry, sir, God will provide," replied the fiancé.

The conversation proceeded like this. And, each time the father questioned, the young idealist insisted that God would provide.

Later, the mother asked, "How did your talk go, honey?"

The father answered, "Another Greens voter; he has no job, he has no plans, and he thinks I'm God."

\*\*\*

**A blonde was watching the news. The reporter said that 9 Brazilian men had died. Then the blonde said, "HOW MANY IS A BRAZILIAN?!"**

\*\*\*

Contributed by Augie Gray...

### Is Sex Work?

An Infantry Major was about to start the morning briefing to his staff. While waiting for the coffee machine to finish its brewing, the Major decided to pose a question to all assembled.

He explained that his wife had been a bit frisky the night before and he failed to get his usual amount of sound sleep. He posed the question of just how much of sex was "work" and how much of it was "pleasure".

A Captain chimed in with 75-25% in favour of work.

A Lieutenant said it was 50-50%.

A 2nd Lieutenant responded with 25-75% in favour of pleasure, depending upon his state of inebriation at the time.

There being no consensus, the Major turned to the Private who was in charge of making the coffee. What was his opinion?

Without any hesitation, the young Private responded, "Sir, it has to be 100% pleasure.

"The Major was surprised and, as you might guess, asked why?

"Well, sir," said the Private, "If there was any work involved, the Officers would have me doing it for them."

The room fell silent. God Bless the lower ranks.

\*\*\*

Contributed by Doug Hughes...


**1950's version of an E-mail!**

I have no idea who put this together, but it is wonderful!



Long ago and far away, in a land that time forgot, before the days of Dylan, or the dawn of Camelot, there lived a race of innocents, and they were you and me.

For Menzies was in the Parliament in that land where we were born, where navels were for oranges, and Peyton Place was porn.



We longed for love and romance, and waited for our Prince, and Eddie Fisher married Liz, and no one's seen him since. We danced to 'Little Darlin,' and sang to 'Stagger Lee' And cried for Buddy Holly in the Land That Made Me, Me.


Only girls wore earrings then, and 3 was one too many, And only boys wore flat-top cuts, except for Jean McKinney. And only in our wildest dreams did we expect to see A boy named George with Lipstick, in the Land That Made Me, Me.




We fell for Frankie Avalon, Annette was oh, so nice, And when they made a movie, they never made it twice. We didn't have a Star Trek Five, or Psycho Two and Three, Or Rocky-Rambo Twenty in the Land That Made Me, Me.



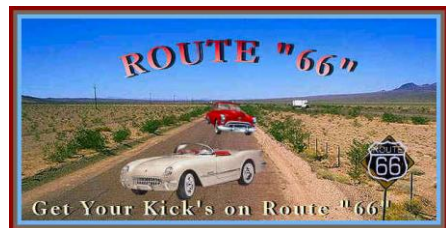
Miss Kitty had a heart of gold, and Chester had a limp, And Tarzan was a loner whose co-star was a chimp. We had a Mr. Wizard, but not a Mr. T, And Oprah couldn't talk yet, in the Land That Made Me, Me.



We had our share of heroes, we never thought they'd go, At least not Bobby Darin, or Marilyn Monroe. For youth was still eternal, and life was yet to be, And Elvis was forever in the Land That Made Me, Me.



We'd never seen the rock band that was Grateful to be Dead, And Aeroplanes weren't named Jefferson, and Zeppelins were not Led. And Beatles lived in gardens then, and Monkees lived in trees, Madonna was Mary in the Land That Made Me, Me.



*Continued next page...*

**1950's version of an E-mail!** *Continued...*

We'd never heard of microwaves, or telephones in cars,  
 And babies might be bottle-fed, but they were not grown in jars.  
 And pumping iron got wrinkles out, and 'gay' meant fancy-free,  
 And dorms were never co-Ed in the Land That Made Me, Me.



We hadn't seen enough of jets to talk about the lag,  
 And microchips were what was left at the bottom of the bag.  
 And hardware was a box of nails, and bytes came from a flea,  
 And rocket ships were fiction in the Land That Made Me, Me.




T-Birds came with portholes, and side shows came with freaks,  
 And bathing suits came big enough to cover both your cheeks.  
 And Coke came just in bottles, and skirts below the knee,  
 And Castro came to power near the Land That Made Me, Me.



We had no Crest with Fluoride, we had no Hill Street Blues,  
 We had no patterned pantyhose or Lipton herbal tea,  
 Or prime-time ads for those dysfunctions in the Land That Made Me, Me.



There were no golden arches, no Perrier to chill,  
 And fish were not called Wanda, and cats were not called Bill.  
 And middle-aged was 35 and old was forty-three,  
 And ancients were our parents in the Land That Made Me, Me.



But all things have a season, or so we've heard them say,  
 And now instead of Maybelline we swear by Retin-A.  
 They send us invitations to join AARP,  
 We've come a long way, baby, from the Land That Made Me, Me.



So now we face a brave new world in slightly larger jeans,  
 And wonder why they're using smaller print in magazines.  
 And we tell our children's children of the way it used to be,  
 Long ago and far away in the Land That Made Me, Me.



Those who didn't grow up in the fifties, have missed the greatest time in history!

\*\*\*

*Contributed by Augie Gray...*

**21 Today...**

An old lady, walking with her cane, was singing, "21 today! 21 today!", as she passed a young man at a bus stop. The young man said, "You're not 21, you're a crazy old bat!". She turned to him, and with a mighty swing with her cane, cracked him over his head and walked away singing, "22 today! 22 today!".

\*\*\*

*Contributed by Doug Walker...*



\*\*\*

*Contributed by Mike Mabbitt...*

**Butch the Rooster**

Sarah was in the fertilized egg business. She had several hundred young pullets and ten roosters to fertilize the eggs. She kept records and any rooster not performing went into the soup pot and was replaced. This took a lot of time, so she bought some tiny bells and attached them to her roosters. Each bell had a different tone, so she could tell from a distance which rooster was performing. Now, she could sit on the porch and fill out an efficiency report just by listening to the bells.

Sarah's favourite rooster, old Butch, was a fine specimen but, this morning, she noticed old Butch's bell hadn't rung at all! When she went to investigate, she saw the other roosters were busy chasing pullets, bells-a-ringing, but the pullets hearing the roosters coming, would run for cover. To Sarah's amazement, old Butch had his bell in his beak, so it couldn't ring. He'd sneak up on a pullet, do his job, and walk on to the next one. Sarah was so proud of old Butch, she entered him in a show and he became an overnight sensation among the judges. The result was the judges not only awarded old Butch the "No Bell Piece Prize", they also awarded him the "Pulletsurprise" as well.

Clearly old Butch was a politician in the making. Who else but a politician could figure out how to win two of the most coveted awards on the planet by being the best at sneaking up on the unsuspecting populace and screwing them when they weren't paying attention?

Vote carefully in the next election: You can't always hear the bells.

\*\*\*

**Question: What was in the Prince's pants?**



M&M's of course! They melt in your mouth, not in your hand. What on earth were you thinking? I DO WORRY ABOUT YOU AT TIMES!

\*\*\*

**September 6<sup>th</sup> 2018 Meeting Presentation**

Gerry and Ellen Dillon will be presenting a talk/video on their South American holiday following the end of club business.  
\*\*\*

**Broken Hill Mineral Club  
Rock-On Gem and Mineral  
Show 2018.**

Long weekend in September/October - Friday 28th, Saturday 29th and Sunday 30th of September, with field trips on Monday 1st and Tuesday 2nd of October. To be held at the Broken Hill Showgrounds / Memorial Oval. Application forms and information about the show will be available soon.

<http://brokenhillmineralclub.wikispaces.com/>

\*\*\*

**Adelaide Gem and Mineral Club**

**Annual Gem & Mineral Show**

**October 6th & 7th, 2018**

Payneham Library Complex  
Corner O.G. Road & Turner Street, Felixstow.

**Saturday** 10.00 am to 5.00pm  
**Sunday** 10.00 am to 4.00pm

- Exhibits of gems, minerals, fossils, jewellery, lapidary machinery and more, most being for sale.
- Interstate and local dealers attending.
- Activity Centre open to adults and children – see back of flyer for schedule
- Canteen open for light meals, snacks & drinks.

|                                             |        |
|---------------------------------------------|--------|
| Adults                                      | \$4.00 |
| Pensioner/concession                        | \$3.00 |
| Children <b>FREE</b> under 12 with an adult |        |

\*\*\*

**Southern Rockhounds**



Please enquire about any event by using our contact page. We will reply to all enquiries.



**UP COMING EVENTS**

**Our next Gem Fair will be on:  
First Full Weekend in November  
10am till 5pm - Sat  
and 10am till 4pm - Sun.  
17 Gerald Crt, Christie Downs  
SA**

<http://www.southern-rockhounds.websytc.com.au/site.cfm?/southern-rockhounds/4/>

\*\*\*

Nb. This year's TTGGMC Christmas Lunch will be on Saturday, December 8<sup>th</sup> 2018.

\*\*\*

**For Sale**

Two 8" solid steel diamond-laps - #260 & #1200.

Pre-owned but plenty of life left in them.

\$50.00 each.

Contact **Augie** on **0433 571 887**.

\*\*\*

A BIG THANKYOU to Blue Higgins for his donation of 50 novels to our swap library. Greatly appreciated by the readers in the Club!

\*\*\*

Please Note. 'Subs are due'.

\*\*\*



Useful Internet Links

- 2018 Australian Gem & Mineral Calendar: [Click here...](#)
- Adelaide Gem and Mineral Club: [Click here...](#)
- AFLACA-GMCASA: [Click here...](#)
- Australian Federation of Lapidary and Allied Crafts Association (AFLACA): [Click here...](#)
- Australian Lapidary Club Directory: [Click here...](#)
- Australian Lapidary Forum: [Click here...](#)
- Broken Hill Mineral Club: [Click here...](#)
- Enfield Gem and Mineral Club Inc: [Click here...](#)
- Flinders Gem, Geology, and Mineral Club Inc: [Click here...](#)
- Gem and Mineral Clubs Association of South Australia: [Click here...](#)
- Lapidary World: [Click here...](#)
- Metal Detectors - Garrett Australia: [Click here...](#)
- Metal Detectors - Miners Den Adelaide: [Click here...](#)
- Metal Detectors - Adelaide Agent for Garrett Australia: [Click here...](#)
- Mineralogical Society of SA Inc: [Click here...](#)
- Murraylands Gem and Mineral Club Inc: [Click here...](#)
- NQ Explorers: [Click here...](#)
- Prospecting Australia: [Click here...](#)
- Shell-lap Lapidary Supplies: [Click here...](#)
- Southern Rockhounds: [Click here...](#)
- Tea Tree Gully Gem and Mineral Club: [Click here...](#)
- The Australian Mineral Collector: [Click here...](#)