



Tea Tree Gully Gem & Mineral Club Inc. (TTGGMC)

Clubrooms: Old Tea Tree Gully School, Dowding Terrace, Tea Tree Gully, SA 5091.

Postal Address: Po Box 40, St Agnes, SA 5097.

President: Ian Everard. H: 8251 1380 M: 0417 859 443 Email: ieverard@bigpond.net.au


Secretary: Claudia Gill. M: 0419 841 473 Email: cjjrgill@adam.com.au

Treasurer: Russell Fischer. Email: rfischer@bigpond.net.au

**June
Edition
2015**

"Rockzette"

Tea Tree Gully Gem & Mineral Club News

In this edition...	President's Report	Meetings, Courses & Fees.
<ul style="list-style-type: none"> • Diary Dates • Stop Press • President's Report. • Club Activities. • Meetings, Courses & Fees. • Social Field Trip to Granton and Denise Edwards' place - to view their mineral collection and to enjoy a sausage sizzle. • Members Out and About. • General Interest. • Members Notice Board. • Useful Internet Links. 	<p>Hi All, From this meeting we only have two weeks to go to the Exhibition. Let's hope the weather is kind to us. If you haven't taken a raffle book to sell yet, please take one. Regards, Ian.</p>	<p>Meetings Club meetings are held on the 1st Thursday of each month except January: Committee meetings start at 7.00 pm. General meetings - arrive at 7.30 pm for 8.00 pm start.</p> <p>Faceting (times to be advised) <i>Course 10 weeks x 2 hours Cost \$20.00.</i> <i>Use of equipment \$1.00 per hour.</i></p> <p>Lapidary (Tuesday mornings) <i>Course 5 weeks x 2 hours Cost \$10.00.</i> <i>Use of equipment \$1.00 per hour.</i></p> <p>Silver Craft (Friday mornings) <i>Course 5 weeks x 2 hours Cost \$20.00.</i> <i>Use of equipment \$1.00 per hour.</i></p>
<p>Diary Dates</p> <p><u>2015</u></p> <ul style="list-style-type: none"> • June 10th, 2015 <i>Special Pre-Exhibition meeting (all club members are expected to attend) in the club rooms at 2pm. to finalise Exhibition arrangements.</i> • June 20th to 21st, 2015 Tea Tree Gully Gem and Mineral Club Exhibition (Biennial). 	<p>Competitions Competitions have been suspended indefinitely and are currently replaced with members showcasing an interesting part of their collection.</p> <p>Field Trips No fieldtrips planned during Summer months.</p> <p>Library <i>Librarian - Augie Gray</i> There is a 2 month limit on borrowed items. When borrowing from the lending library, fill out the card at the back of the item, then place the card in the box on the shelf. When returning items, fill in the return date on the card, then place the card at the back of the item.</p> <p>Silver Craft Friday mornings - 9 am to 12 noon. Cost \$20 for new short course attendees. All are welcome.</p> <p>Tuesday Craft Tuesday mornings - 11 am to 2.30 pm Faceting, etc. All are welcome. Contact Doug (08 7120 2221) if you would like to learn faceting.</p> <p>Wanted - The faceting group occasionally has members wishing to buy a 2nd hand faceting machine & accessories. Could anyone with one not being used please contact: Doug Walker 0871202221 or Russell Fischer 0417083227</p>	<p>While some consumable materials are supplied by the club, trainees must supply any additional requirements.</p> <p>Trainees who use the club equipment (for example, magnifying head pieces, faceting equipment, tools, etc.) must return them to the workshop after usage. Trainees are also encouraged to purchase and use their own equipment.</p> <p>In the interest of providing a safe working environment, it is necessary to ensure individuals using the workshops follow the rules set out in <i>Policy No. 1 - 20/11/2006</i>.</p> <p>It is necessary that <i>Health and Safety</i> regulations <u>are</u> adhered to at all times.</p> <p>Trainees must ensure:</p> <ul style="list-style-type: none"> that all work stations are left in a clean and tidy state; that all rubbish is removed and placed in the appropriate bin; and where applicable, machines are cleaned and oiled.
<p>Stop Press</p>  <p>'Mother and Child' picture stone. (See page 2 and 3.)</p>	<p>Club Activities</p>	<p>It is necessary that <i>Health and Safety</i> regulations <u>are</u> adhered to at all times.</p> <p>Trainees must ensure:</p> <ul style="list-style-type: none"> that all work stations are left in a clean and tidy state; that all rubbish is removed and placed in the appropriate bin; and where applicable, machines are cleaned and oiled. <p>The Tea Tree Gully Gem & Mineral Club Inc. will not be held responsible or liable for any person injured while using the club machinery or equipment.</p> <p>Club Subscriptions</p> <p>\$25.00 Family. \$20.00 Family/Pensioner. \$15.00 Single. \$12.50 Single/Pensioner. \$10.00 Joining Fee.</p>
<p>The Tea Tree Gully Gem & Mineral Club Inc. is not and cannot be held responsible or liable for any personal injuries, loss or damage to property at any club activities, including, but not limited to, meetings, field trips, all crafts and annual shows.</p> <p>An indemnity is to be signed by all participants before each and every field trip activity they attend.</p>		

- On Saturday, May 9th, 2015 (from about 11.30am to 3.30pm) 18 people made a social field trip to Granton and Denise Edwards' place to view their mineral collection (in Granton's 'Man Cave') and to enjoy a sausage sizzle. It proved to be an enjoyable and interesting social event. Many thanks go to Denise and Granton for sharing their mineral collection for others to see, for the social occasion, and their hospitality.



Denise, Betty, Augie, and Ian.



Judy (Anne's sister), Gerri, and Pat.



Background - Granton preparing the sausage sizzle.



Wendy, Alan, Gerri, Tony, and Colin.



Janet, Pat, Gerri, Stella, Graeme.



Graeme, Stella, Gerri, Judy, Pat, Janet, Michael, and Augie.




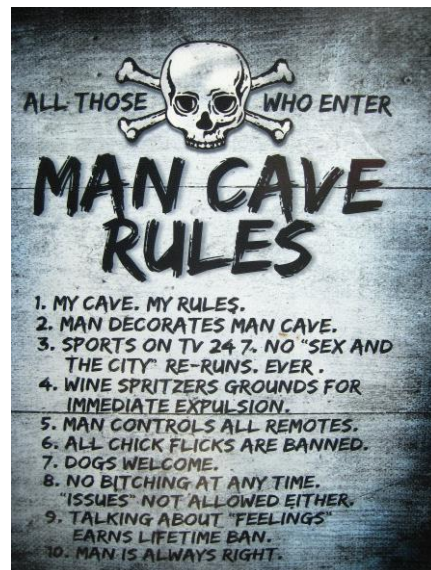
Betty, Augie, and Michael.



Graeme, Stella, Gerri, Judy, Pat, Janet, Mike, Augie, and Betty.



Tony, Colin, Denise, Betty, Augie, and Michael.



Inside Granton's 'Man Cave'. What a cave man!



Atacamite, Azurite, Malachite, and many SA specimens.



Family Shoe Manufacturing Memorabilia.



Granton, Janet, and Michael.



Spheres, and sawn and polished rocks.



Gypsum, Mount Gunson, South Australia.



'Mother and Child' picture stone.



Gem Trees.



Mixed gypsums.




Gypsums from a variety of locations, and Stromatolites from WA.



Gypsums from Mount Gunson, SA.



Banded Calcite Beltana, SA.



Prized Fossickers Reference Guide by Len Dallow.



Gypsum Sinclair Gap Lake.



Alan absorbed.



Gypsum Sinclair Gap Lake.



Great display and great cabinets.



Halite.

2015 South Australian Metal Detecting Championships.

Posted on May 10, 2015

Judging 'Best and Fairest' at the Murraylands Gem and Mineral Club 2015 'Rockarama' - SA Metal Detecting Championships, with Andrew and Ian.



Noted on Warren and Colleen McGrath's website 2015-05-10 via the following URL: <http://nqexplorers.com/>

Andrew Shelly, Warren McGrath, and Ian Everard.



"Look Mike - that's a xxx!"



MGMC Saturday Night Auction.



Where are you!



Tahlea and Chloe preparing breakfast - fundraising project for Duke of Edinburgh Award related to a future trip to New Zealand. Excellent breakfast and service.



Trader to trader talk? Janet and Michael.



Campers/Traders on the Collier Park Oval, Palmer. Note the perfect weather.



New sheltered BBQ and alfresco eating area - MGMC club rooms.



The charge of the metal detector competitors on the ground, and the noisy charge of the corellas above.



Aaaagh!



Collectively, the sponsors made it one of the most successful competitions to date.



Major sponsor - Garrett Australia - Colleen and Warren McGrath.



Miners Den SA and Minelab also sponsored the metal detecting event.



As usual the presentations required some "flexibility" as many of the "treasures" once again proved elusive. This meant the major prize from Garrett Australia came down to a draw and made one Cooper Marker, from Wasleys, a VERY happy 10 year old indeed. (Winner of 2 detectors).



Six detectors were presented along with dozens of other excellent prizes.



Contributed by Claudia Gill (just back from a European Holiday)...



In Anne Hathaway Garden.

"Graham, Claudia and Peter, Claudia's brother, had a wonderful 4 weeks holiday touring in France and England.

We had a day's trip to the battle fields; found a relatives name in the Australian Memorial.

Toured around England; had fantastic weather except for Edinburgh Castle where it was cold with sleet.



Two nearly frozen galahs at Edinburgh Castle

We were part of the congregation at Westminster Abbey for the 100th ANZAAC Day service and that was awesome saw the Queen!!

Went to Cornwall; saw all the mines. Now, how did they build them?



Rose Cottage in Cornwall.

Stayed in a 200 year old cottage while in Cornwall and that was very special open fire in the lounge big country kitchen with an Agar cooker two bed rooms upstairs.

No traffic, no lights, and only farm houses near by.

Had Cornish pasty and clotted cream; we did spoil ourselves.

Went to Singapore for 2 days on the way home. Two days is not long enough to see what we wanted to see, so we were very busy trying to see as much as possible. It was hot and humid, so there were three very tired Aussies who slept for 10 hours when arriving home.

Would we go again? Don't know, but would like to.



Tower of London.

*Regards,
Claudia and Graham*

Extracted from Katie Geerling's website...

[Tinka Egg Art](#)

WELCOME VISITOR! I am Katie Geerling, an artist and creator of beautiful jeweled eggs. Nice to meet you! Please take time to read about my very own technique, how to turn a blown out egg into a breathtaking jewel piece.

My imagination offers me an abundance of beautiful images, which I turn into freehand designs. Some of these are drawn with pencil directly on the eggshell, some, thanks to digital technology, become master copies, and can be used multiple times by applying digital decal paper.

Starting with cutting, however, I return to the manual way. I cut each egg individually; making sure even repeat patterns get a one of a kind appearance. I work on many different kinds of eggs, from tiny chicken eggs through to duck, goose, and jumbo goose to rhea and emu eggs.

After having finished the cutting work, eggs go through a cleaning process in Clorox bleach and vinegar, then washed with soft soap and dried. A final step before crystallizing, each egg is sprayed with two layers of acrylic coating. This gives the shell a beautiful shine and strengthens the egg as well.

The cut design "sets the stage" for the crystallizing process. I use exclusively Swarovski Austrian crystals, be that jewelling the egg or adding beadwork to it.

To cut through the eggshell I use a special jeweler's high speed micromotor, inter-

changing many different cutting burrs in my handpiece. This is how I compose the design, similar a bit to mosaic work. Practice taught me how to guide my tool to achieve unique results.

Holes and cuts are set with pointed back crystals in many different sizes and colors, while flat back stones are more instrumental in contouring or filling in spaces between cuts. Each stone is placed individually, I use a self designed pick up stick with beeswax at the end. Next with a plain stick I adjust the stones.

That's when one realizes how important it is to find the proper position to achieve maximum reflection. Beeswax is a jeweler's secret, it picks up stones easily and releases promptly as the crystal touches the glue. Hardly any smudge and easy to wipe off. Many of my customers have fallen in love with the wonderful help of this simple tool. I use a professional jeweler's cement to assure clear glueing and strong hold. When I work on a new design, or even with repeat designs, I seldom know ahead the color-theme. It evolves on me as I crystal along. Almost like one color is calling out to the next one....talk about living in a rainbow world! Crystal beads and drop crystals complete the design until the egg becomes a brilliant work of art.



Inspiration is catchy, to meet other talented people's creative dreams, I expanded my eggart business, and also sell supplies which cater to my type of egg decorating technique.

To share the passion of this beautiful art work I am also giving crystallizing classes where we work on precut eggs. I just expanded my teaching schedule to offer cutting classes as well. There is much more about this on my website.

Thank you for visiting the world of TINKA EGG ART!



Contributed by Ann and John Hill...

The gem for June is Pearl.

Recently [Fabergé](#) made a [New Pearl Egg](#), which was exhibited at Qatar at a Watch and Jewellery Exhibition. The egg is mother-of-pearl and opens to show a grey pearl 12.17 ct from the Arabian Gulf. It has, on the outside, 139 fine white pearls and over 3000 diamonds, carved quartz crystal set on white and yellow gold.

Many years ago the Argyll Egg was on display in the [Victoria and Albert Museum UK](#) in a small room and there was a video playing describing how a team of engineers and craftsmen put it together, much in the same way as the *Pearl Egg* has been assembled.

[Sotheby's](#) have auctioned a 100.20 ct D colour diamond in emerald cut. The Sotheby's chairman, Lisa Hubbard, described this as "the ultimate asset".

In India 110 lab grown diamonds which were enclosed in a parcel with some natural stones have appeared on the market; a case of buyer beware. [The Gems and Jewellery Export promotion Council](#) and the [Surat Diamond Association](#) will take legal action.

Gem testing lab in Jaipur has found emeralds with glued fractures, a parcel of imitation emeralds (coated beryl and glass), synthetic [Moissanite](#) colour zoned green and light brown, dyed labradorite and dyed quartz.

Synthetic pink and blue diamonds were identified at Tucson Gem Shows. The blues are very similar to irradiated natural diamonds.

[Lotus Gemology](#), in Thailand, has found resin or oil treated ruby, sapphire, spinel and tourmaline mostly from Burma. Burma used to have some of the finest rubies ("pigeon blood colour").

Large gem quality Kunzite (pink [spodumene](#)) from Urticum mine in Minas Gerais, Brazil. Was on display at Tuscon 2015. The crystal was found in 1998 and weighed almost 30kg. [John Sinkankas](#), in 1962, described one that weighed 7.41 kg.

Extracted from the internet...

<http://www.faberge.com/news/191-fabergereviveshetradition.aspx>

Fabergé Revives The Tradition

25 Feb 2015



Fabergé, the world's most iconic artist jeweler, today revives its revered tradition of creating the most precious and coveted of objects d'art.

Paying homage to the forthcoming centenary of the last Fabergé Imperial Eggs ever delivered, Fabergé has crafted an extraordinary, one-of-kind egg objet in collaboration with the Al-Fardan family, one of the world's most renowned collectors of pearls.

The Fabergé Pearl Egg is the first egg created in the 'Imperial Class' since 1917 while the Fabergé name and the Fabergé family have been united.

Pearls have been coveted and treasured for millennia, linked inextricably with royalty, style, and status. Fabergé is delighted to celebrate these "jewels of the sea" in the exquisite Fabergé Pearl Egg.

The Fabergé Pearl Egg draws inspiration from the formation of a pearl within an oyster, and the egg's painstakingly-crafted mother-of-pearl exterior opens to reveal a unique grey pearl of 12.17 carats, sourced from the Arabian Gulf and exhibiting exceptional purity and a highly unusual shade of grey.

Harnessing 20 highly skilled workmasters, the objet embodies 139 fine, white pearls with a golden lustre, 3,305 diamonds, carved rock

crystal and mother-of-pearl set on white and yellow gold. Each pearl adorning the Fabergé Pearl Egg was hand-selected by Hussain Ibrahim Al-Fardan from his private collection. An ingenious mechanism enables the entire outer shell to rotate on its base, simultaneously opening in six sections to unveil its treasure.

The Pearl Egg is accompanied by a sumptuous Fabergé necklace of white pearls, diamonds and mother of pearl featuring a scallop motif, and finished with an exquisite 19.44 carat white pearl drop.

Fabergé was founded in 1842 and won worldwide acclaim for its artistry in creating objets d'art, jewellery and timepieces. The Fabergé Imperial Easter Eggs, commissioned by the Russian Imperial Family, are almost universally recognised as the greatest masterpieces of the jeweller's art. Peter Carl Fabergé worked with highly skilled workmasters and craftsmen, seeking out precious gemstones with charisma and achieving perfection in every detail from enamelling to gem-setting.

For client enquiries, please contact: sales@faberge.com or +44 776 565 2518. Fabergé collections are available [online](#) or in our [international boutiques](#).



Paul Kutchinsky's masterpiece - the Argyll Library Egg.

Extract from the newspaper, *The Spokesman-Review*, April 12, 1990... See more details in [Father's Folly - weekend-australian-magazine...](#)

"There's one space down there more than anyone else, adding that .ness."

Value of the ultimate Easter egg \$11.5 million

Associated Press

LONDON — The ultimate Easter egg was unveiled Wednesday in London, but it's not for eating or painting on Easter Sunday.

The egg, valued at \$11.5 million, is made from 33 pounds of gold and nearly 20,000 pink diamonds.

It is called the Argyll Library Egg

and was commissioned by Argyll Diamonds of Perth, Australia, which markets precious gems.

The 15-inch egg opens electronically to reveal a revolving stand of miniature books and portraits in jeweled cabinets. It sits on a gold and diamond stand nearly as high as the egg itself.

"We don't know who might be likely to buy it," said the egg's designer, Paul Kutchinsky.

His team of craftsmen labored more than 7,000 hours over two years to make the egg. Its design was inspired by the Easter egg gifts of the Faberge jewelry-makers for the Russian imperial family.

Contributed by Doug Walker...

Here is an actual sign posted at a golf club in Scotland

- 1) Back straight, knees bent.
- 2) Feet shoulder width apart.
- 3) Form a loose grip.
- 4) Keep your head down!
- 5) Stay out of the water.
- 6) Try not to hit anyone.
- 7) If you are taking too long, let others go ahead of you.
- 8) Don't stand directly in front of others.
- 9) Quiet please...while others are preparing.
- 10) Don't take extra strokes.
- 11) Well done...now, flush the urinal, go outside, and tee off!



Contributed by Doug Walker...

Did I Read That Sign Right?

In an office: **Toilet out of order.....Please use floor below.**

In a Laundromat: **Automatic washing machines - please remove all your clothes when the light goes out.**

In a London department store: **Bargain basement upstairs.**

In an office: **Would the person who took the step ladder yesterday please bring it back or further steps will be taken.**

In an office: **After tea break staff should empty the teapot and stand upside down on the draining board.**

Outside a second-hand shop: **We exchange anything - bicycles, washing machines, etc. Why not bring your wife along and get a wonderful bargain?**

Notice in health food shop window: **Closed due to illness.**

Spotted in a safari park: **Elephants please stay in your car.**

Seen during a conference: **For anyone who has children and doesn't know it, there is a day care on the 1st floor.**

Notice in a farmer's field: **The farmer allows walkers to cross the field for free, but the bull charges.**

On a repair shop door: **We can repair anything. (Please knock hard on the door - the bell doesn't work).**



Contributed by Augie...

A Zoo

A man walked into a zoo. There was only one animal in the entire zoo, and that was a dog. It was a shihtzu.



Contributed by Augie...

The Sharing Of Marriage

The old man placed an order for one hamburger, French fries and a drink. He unwrapped the plain hamburger and carefully cut it in half, placing one half in front of his wife. He then carefully counted out the French fries, dividing them into two piles and neatly placed one pile in front of his wife. He took a sip of the drink; his wife took a sip and then set the cup down between them.

As he began to eat his few bites of hamburger, the people around them were looking over and whispering. Obviously they were thinking, 'That poor old couple - all they can afford is one meal for the two of them.'

As the man began to eat his fries a young man came to the table and politely offered to buy another meal for the old couple. The old man said, they were just fine - they were used to sharing everything.

People closer to the table noticed the little old lady hadn't eaten a bite. She sat there watching her husband eat and occasionally taking turns sipping the drink.

Again, the young man came over and begged them to let him buy another meal for them. This time the old woman said, 'No, thank you, we are used to sharing everything.'

Finally, as the old man finished and was wiping his face neatly with the napkin, the young man again came over to the little old lady who had yet to eat a single bite of food and asked, 'What is it you are waiting for?' She answered, 'THE TEETH.'



Contributed by Douglas Walker...

School Reunion

Four ladies meet up at their 30 year School Reunion. One goes to make food while the other 3 start to talk about how successful their sons became.

No. 1 says her son studied economics, became a banker, and is so rich; he gave his best friend a Ferrari.

No. 2 said her son became a pilot, started his own airline became so rich; he gave his best friend a jet.

No. 3 said her son became an engineer, started his own development company became so rich, he build his best friend a castle.

No. 4 Came back with a plate full of food and asked what the buzz is about.

They told her they were talking about how successful their sons became and asked her about her son. She said her son is gay and he works in a Gay Bar. The other 3 said she must be very disappointed with her son for not becoming successful. "Oh no !! " said the Lady, "he is doing good." "Last week on his birthday he got a Ferrari, a jet and a castle from 3 of his boyfriends..."

All the 3 Ladies fainted.



Contributed by Michael Mabbitt...

The Black Bra (as told by a married woman)

I had lunch with 2 of my unmarried friends. One is engaged, one is a mistress, and I have been married for 20+ years. We were chatting about our relationships and decided to amaze our men by greeting them at the door wearing a black bra, stiletto heels and a mask over our eyes. We agreed to meet in a few days to exchange notes. Here's how it all went.

My engaged friend:

The other night when my boyfriend came over he found me with a black leather bodice, tall stilettos, and a mask. He saw me and said, 'you are the woman of my dreams...I love you.' Then we made passionate love all night long.

The mistress:

Me too! The other night I met my lover at his office and I was wearing a raincoat, under it only the black bra, heels and mask over my eyes. When I opened the raincoat he didn't say a word, but he started to tremble and we had wild sex all night.

Then I had to share my story:

When my husband came home I was wearing the black bra, black stockings, stilettos, and a mask over my eyes. When he came in the door and saw me he said, "What's for dinner, Zorro?"



Contributed by Augie...

Sad to say ... there is probably a goodly proportion of young Australians who see nothing wrong with this. How many corrections needed? I picked 49.

A Poem Regarding Computer Spell Checkers

Eye halve a spelling chequer
 It came with my pea sea
 It plainly marques four my revue
 Miss steaks eye kin knot sea
 Eye strike a key and type a word
 And weight four it two say
 Weather eye am wrong oar write
 It shows me strait a weighh.
 As soon as a mist ache is maid
 It nose bee fore two long
 And eye can put the error rite
 Its rare lea ever wrong
 Eye have run this poem threw it
 I am shore your pleased two no
 Its letter perfect awl the weighh
 My chequer tolled me sew.



Hog The Computer

When I get old, I'm going to move in with my kids, hog the computer, pay no bills, eat all the food, trash the house, and when asked to clean, pitch a fit like it's killing me!



Contributed by Doug Walker...


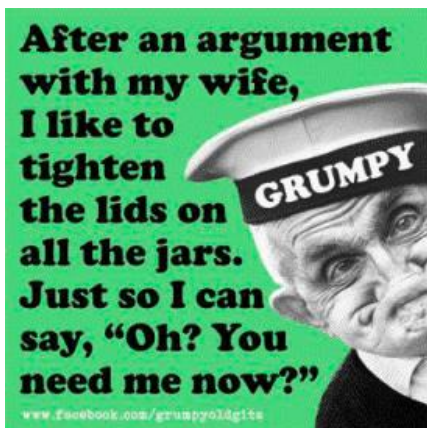
Flu Shot

Miss Beatrice, the church organist, was in her eighties and had never been married. She was admired for her sweetness and kindness to all. One afternoon the pastor came to call on her and she showed him into her quaint sitting room. She invited him to have a seat while she prepared tea.

As he sat facing her old Hammond organ, the young minister noticed a cut glass bowl sitting on top of it. The bowl was filled with water, and in the water floated of all things, a condom!

When she returned with tea and scones, they began to chat. The pastor tried to stifle his curiosity about the bowl of water and its strange floater, but soon it got the better of him and he could no longer resist.

'Miss Beatrice, I wonder if you would tell me about this?' he said, as he pointed to the bowl. 'Oh, yes,' she replied, 'isn't it wonderful?' I was walking through the park a few months ago and I found this little package on the ground. The directions said to place it on the organ, keep it wet and that it would prevent the spread of disease. Do you know, I haven't had the flu all winter.



Contributed by Doug Walker...

A Poem for Computer Users Over 50

A computer was something on TV from a science fiction show of note a window was something you hated to clean and ram was the father of a goat.

Meg was the name of my girlfriend and gig was a job for the nights now they all mean different things and that really mega bytes.

An application was for employment a program was a TV show a cursor used profanity a keyboard was a piano.

A Memory was something that you lost with age a CD was a bank account and if you had a 3 inch floppy you hoped nobody found out.

Compress was something you did to the garbage not something you did to a file and if you unzipped in public you'd be in jail for awhile.

Log on was adding wood to the fire hard drive was a long trip on the road a mouse pad was where a mouse lived and a backup happened to your commode.

Cut you did with a pocket knife paste you did with glue a web was a spider's home and virus was the flu.

I guess I'll stick with my pad and paper and the memory in my head I hear nobody's been killed in a computer crash but when it happens they'll wish they were dead.



Ladies, if a man says he will fix it, he will. There is no need to remind him every six months about it.



Contributed by Doug Hughes...

How He Would Communicate In 2015!

Clancy@theoverflow

*I had written him a text
Which I'd sent, hoping the next
Time he came in mobile coverage
He'd have time to say hello.
But I'd heard he'd lost his iPhone,
So I emailed him from my smart phone,
Just addressed, on spec, as follows:
clancy@theoverflow*

*And the answer redirected
Wasn't quite what I'd expected
And it wasn't from the shearing mate
Who'd answered once before.
His ISP provider wrote it
And verbatim I will quote it:
'This account has been suspended:
You won't hear from him any more.'*

*In my wild erratic fancy
Visions come to me of Clancy:
Out of reach of mobile coverage
Where the Western rivers flow.
Instead of tapping on the small screen,
He'd be camping by the tall green
River gums, a pleasure
That the town folk never know.*

*Well, the bush has friends to meet him
But the rest of us can't greet him:
Out there, even Telstra's network
Doesn't give you any bars.
He can't blog the vision splendid
Of the sunlit plains extended
Or tweet the wondrous glory
Of the everlasting stars.*

*I am sitting at the keyboard,
I'm too stressed out to be bored
As I answer all the emails
By the deadlines they contain.
While my screen fills with promotions
For 'Viagra' and strange potions
And announcements of the million-dollar
Prizes I can claim.*

*But the looming deadlines haunt me
And their harassing senders taunt me
That they need response this evening
For tomorrow is too late!
But their texts, too quickly ended,
Often can't be comprehended
For their writers have no time to think
They have no time to wait.*

*And I sometimes rather fancy
That I'd like to trade with Clancy:
Just set up an email bouncer
Saying 'Sorry, had to go.'
While he faced an inbox jamming
Up with deadlines and with spamming
As he signed off every message:
clancy@theoverflow.*

-with apologies to A.B. ("Banjo") Paterson

Whoever you are friend - you have nothing to apologise for - brilliant...!

Members Notice Board

Meeting Reminders/Updates

June 10th, 2015

Special Pre-Exhibition meeting (all club members are expected to attend) in the club rooms at 2pm. to finalise Exhibition arrangements.

The Tea Tree Gully Gem and Mineral Club Exhibition will be a biennial affair, held on the opposite year to the Enfield show, that is, the next TTGGMC Exhibition will be held on Saturday 20th and Sunday 21st of June, 2015.

Wanted

Mineral photo opportunities.

I'm looking for opportunities to photograph mineral specimens (South Australian in particular) for future newsletter "Mineral Matters" articles.

Do you have mineral specimens that you can make available to be photographed?

I'm prepared to take these photos at your nominated location or at the club rooms, whichever suits you.

Specimens do not have to be first prize winners - what matters, is that they are clearly identifiable, and present as a reasonable example from a known location.

Hope you can help me out on behalf of the club.

Mel Jones

08 8395 1792

mel.jones@bigpond.com

Newsletter Content & Contributions

Contributions for the newsletter need to be passed on to me no later than one week before each club meeting.

As the current caretaker for the club newsletter, I will be emailing members a link to the copy on the Monday prior to the meeting.

Please consider contributing some of your photos and stories for all to enjoy. These do not have to be mineral related.

I look forward to your ongoing assistance and also seek your timely, frank feedback so that the newsletter continues to meet the club members' interest.

Mel Jones

08 8395 1792

mel.jones@bigpond.com

Useful Internet Links

2014 Australian (& some NZ!) Gem & Mineral Calendar: <http://www.mineral.org.au/shows/shows.html>

Australian Federation of Lapidary and Allied Crafts Association (AFLACA): <http://aflaca.org.au/>

AFLACA-GMCASA: <http://aflaca.org.au/members/gem-and-mineral-clubs-association-of-south-australia-gmcasa/>

Gem and Mineral Clubs Association of South Australia (GMCASA): <http://www.gmcasa.org.au/>

Adelaide Gem and Mineral Club: http://sacommunity.org/org/197578-Adelaide_Gem_%2526_Mineral_Club#.Uta7ufRDt8E <http://www.adelaidegmc.websyte.com.au/>

Broken Hill Mineral Club, The: <http://brokenhillmineralclub.wikispaces.com/>

Enfield Gem and Mineral Club Inc: www.egmc.infopage.com.au
<http://southaustralia.localitylist.com.au/yellowresult.php/goal/Detail/ckey/26988>

Flinders Gem, Geology and Mineral Club Inc:
http://www.lapidaryworld.com/flinders_geology_gem_and_mineral_club.html

Mineralogical Society of SA Inc: <http://www.sa-minsoc.websyte.com.au/>

Murraylands Gem and Mineral Club Inc: <http://www.murraylandsgmc.org.au/>

Southern Rockhounds: Website - <http://www.southernrockhounds.com.au/home>
Facebook - <https://www.facebook.com/SouthernRockhounds>

Yorke Peninsula Gem and Mineral Club Inc: <http://www.coppercoast.sa.gov.au/page.aspx?u=754&c=16913>